



ELL Virtual Learning

9-12 LEP Content Areas

May 7th, 2020





9-12 LEP Content Areas
Lesson: Writing a Journal Part 3: Editing
May 7, 2020

Objective/Learning Target:

I can use a combination of drawing, dictating, and writing to narrate a single event or several loosely linked events and tell about the events in the order in which they occurred.


Let's Get Started!

[Click Here!](#)



You need:

- Pencil
- Paper from yesterday
- Colored pencil or marker



●

On Monday, I ate lunch in my kitchen.

On Tuesday, I played soccer in the park.

●

On Wednesday, I helped make dinner at home.

On Thursday, I watched TV in my room.

On Friday, I played cards at my house.

●



Watch this
Video!

Check Your Work**► Capitalization and End Marks**

Read this journal page. Fix capital letters and add end punctuation as needed. Mark your changes. Then write each sentence correctly.

Mark Your Changes

^ Add.

≡ Capitalize.

Last monday, i played baseball in the park

On tuesday, I looked for books in the library

On wednesday, i shopped at the mall

On Thursday, i went to dinner in a restaurant

On friday, I visited my friend at her house

On saturday, I cleaned my bedroom

On sunday, i cooked breakfast in my kitchen

Practice!

Copy the sentences on a piece of paper and make corrections!

Look for:

- Punctuation
- Capital letters

¡Copie las oraciones en una hoja de papel y haga correcciones!

Buscar:

- Puntuación
- Letras mayúsculas

Your Turn!

1. Get your journal page from yesterday
2. Make Corrections with your colored pencil!
3. Look for :
 - a. Punctuation
 - b. Capital Letters

1. Obtenga su página de diario de ayer
2. ¡Haz correcciones con tu lápiz de color!
3. Buscar :
 - a. Puntuación
 - b. Letras mayúsculas

